

VIRTUAL SPACE ONBOARDING INSTRUCTIONS



STEP 6: ATTEND AN EVENT IN ALTSPEACEVR

Now that you have your Oculus headset and accounts set up, you are ready to attend your event or visit a virtual space! Follow these steps to access your virtual event space.

1. Open AltspaceVR and ensure you are signed in
2. Click on the blue MENU button in the bottom left
3. Click on the EVENTS tab on the bottom
4. Click on MY EVENTS at the top
5. Enter the event you have been added or invited to

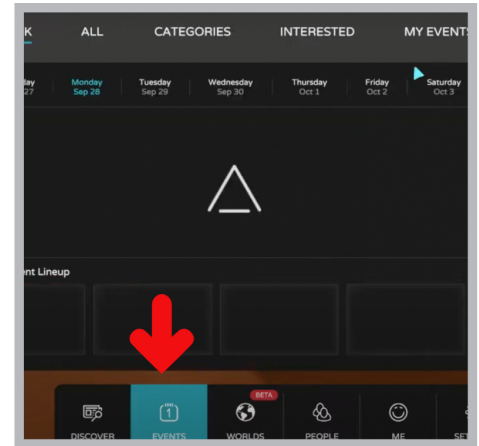
1



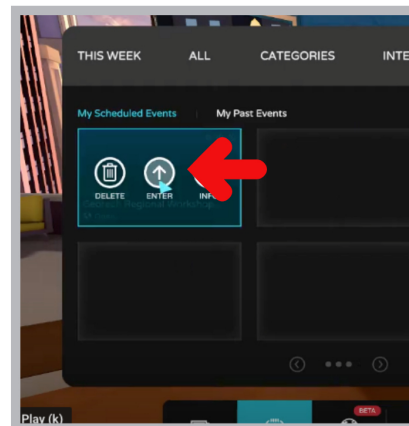
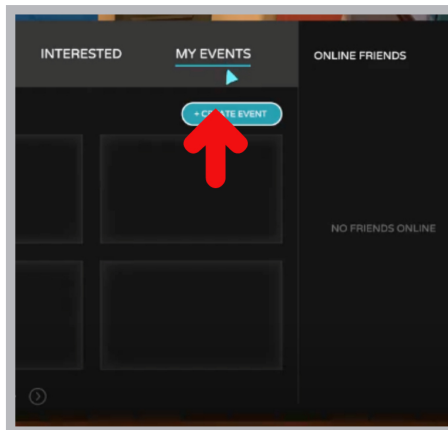
2



3



4



5